

CSCI 420 Computer Graphics

Lecture 7

Polygon Meshes and Implicit Surfaces

Polygon Meshes
Implicit Surfaces
Constructive Solid Geometry
[Angel Ch. 12.1-12.3]

Jernej Barbic
University of Southern California

Modeling Complex Shapes

- An equation for a sphere is possible, but how about an equation for a telephone, or a face?
- Complexity is achieved using simple pieces
 - polygons, parametric surfaces, or implicit surfaces
- Goals
 - Model *anything* with arbitrary precision (in principle)
 - Easy to build and modify
 - Efficient computations (for rendering, collisions, etc.)
 - Easy to implement (a minor consideration...)



Source: Wikipedia

What do we need from shapes in Computer Graphics?

- Local control of shape for modeling
- Ability to model what we need
- Smoothness and continuity
- Ability to evaluate derivatives
- Ability to do collision detection
- Ease of rendering

No single technique solves all problems!

Shape Representations

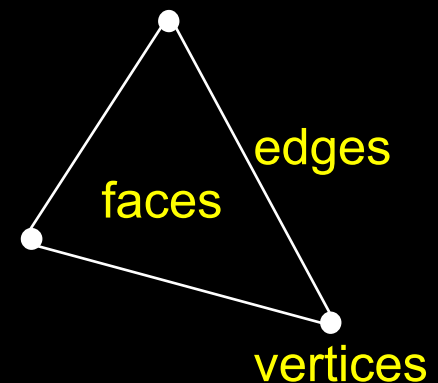


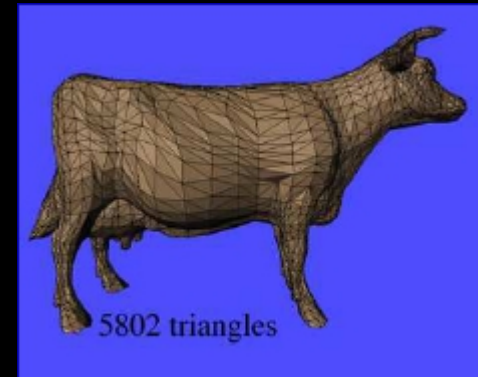
Polygon Meshes

Parametric Surfaces

Implicit Surfaces

Polygon Meshes

- Any shape can be modeled out of polygons
 - if you use enough of them...
- Polygons with how many sides?
 - Can use triangles, quadrilaterals, pentagons, ... n-gons
 - Triangles are most common.
 - When > 3 sides are used, ambiguity about what to do when polygon nonplanar, or concave, or self-intersecting.
- Polygon meshes are built out of
 - *vertices* (points)
 - *edges* (line segments between vertices)
 - *faces* (polygons bounded by edges)



Polygon Models in OpenGL

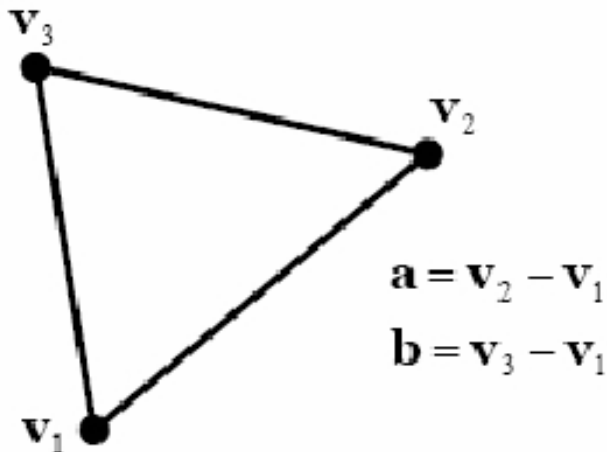
- for faceted shading

```
glNormal3fv(n);  
glBegin(GL_POLYGONS);  
glVertex3fv(vert1);  
glVertex3fv(vert2);  
glVertex3fv(vert3);  
glEnd();
```

- for smooth shading

```
glBegin(GL_POLYGONS);  
glNormal3fv(normal1);  
glVertex3fv(vert1);  
glNormal3fv(normal2);  
glVertex3fv(vert2);  
glNormal3fv(normal3);  
glVertex3fv(vert3);  
glEnd();
```

Normals



Triangle defines unique plane

- can easily compute normal

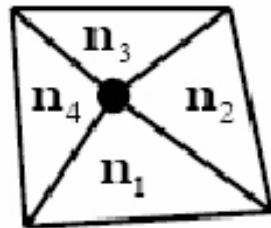
$$\mathbf{n} = \frac{\mathbf{a} \times \mathbf{b}}{\|\mathbf{a} \times \mathbf{b}\|}$$

- depends on vertex orientation!
- clockwise order gives

$$\mathbf{n}' = -\mathbf{n}$$

Vertex normals less well defined

- can average face normals
- works for smooth surfaces
- but not at sharp corners
– think of a cube



Where Meshes Come From

- Specify manually
 - Write out all polygons
 - Write some code to generate them
 - Interactive editing: move vertices in space
- Acquisition from real objects
 - Laser scanners, vision systems
 - Generate set of points on the surface
 - Need to convert to polygons



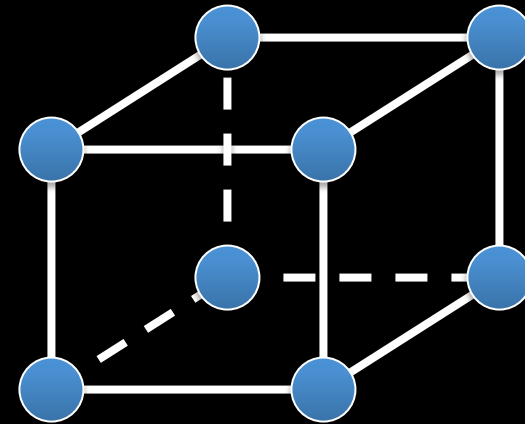
Data Structures for Polygon Meshes

- Simplest (but dumb)
 - float triangle[n][3][3]; (each triangle stores 3 (x,y,z) points)
 - redundant: each vertex stored multiple times
- Vertex List, Face List
 - List of vertices, each vertex consists of (x,y,z) geometric (shape) info only
 - List of triangles, each a triple of vertex id's (or pointers) topological (connectivity, adjacency) info only

Fine for many purposes, but finding the faces adjacent to a vertex takes $O(F)$ time for a model with F faces. Such queries are important for topological editing.
- Fancier schemes:
 - Store more topological info so adjacency queries can be answered in $O(1)$ time.
 - Winged-edge data structure* – edge structures contain all topological info (pointers to adjacent vertices, edges, and faces).

A File Format for Polygon Models: OBJ

```
# OBJ file for a 2x2x2 cube
v -1.0 1.0 1.0      - vertex 1
v -1.0 -1.0 1.0    - vertex 2
v  1.0 -1.0 1.0    - vertex 3
v  1.0 1.0 1.0     -...
v -1.0 1.0 -1.0
v -1.0 -1.0 -1.0
v  1.0 -1.0 -1.0
v  1.0 1.0 -1.0
f  1 2 3 4
f  8 7 6 5
f  4 3 7 8
f  5 1 4 8
f  5 6 2 1
f  2 6 7 3
```



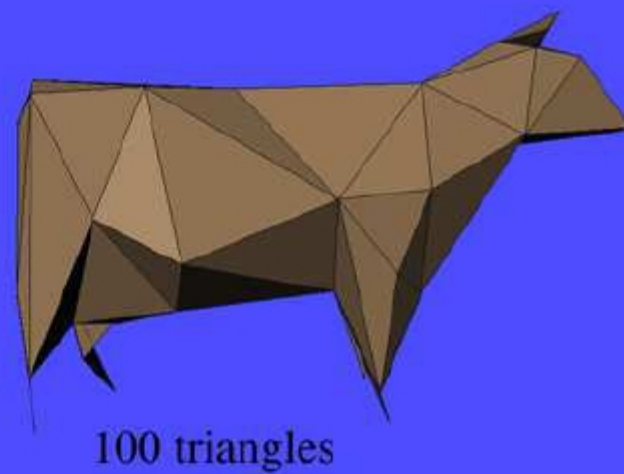
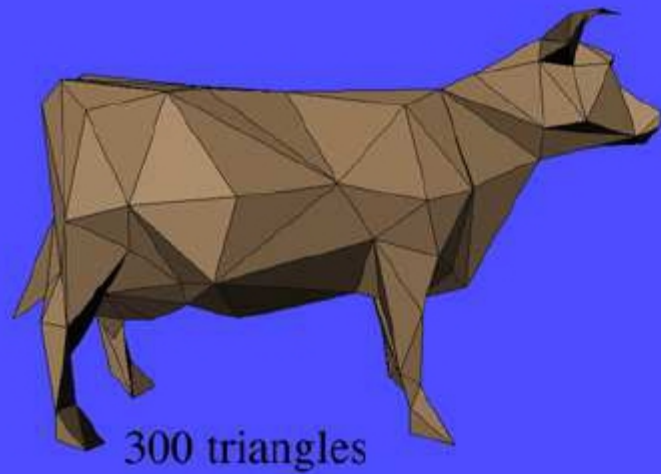
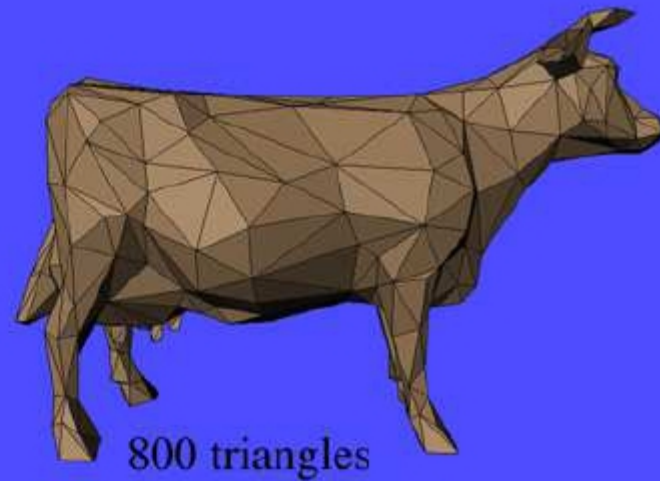
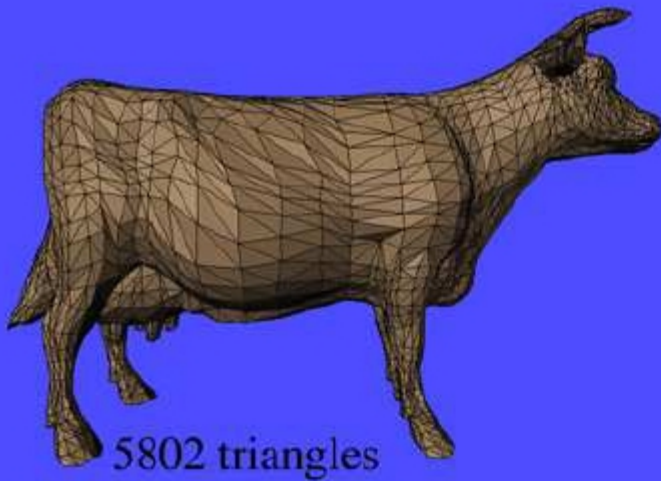
Syntax:

v x y z - a vertex at (x,y,z)

f V_1 V_2 ... V_n - a face with
vertices V_1, V_2, \dots, V_n

anything - comment

How Many Polygons to Use?



Why Level of Detail?

- Different models for near and far objects
- Different models for rendering and collision detection
- Compression of data recorded from the real world

We need automatic algorithms for reducing the polygon count without

- losing key features
- getting artifacts in the silhouette
- popping

Problems with Triangular Meshes?

- Need a lot of polygons to represent smooth shapes
- Need a lot of polygons to represent detailed shapes
- Hard to edit
- Need to move individual vertices
- Intersection test? Inside/outside test?

Shape Representations

Polygon Meshes

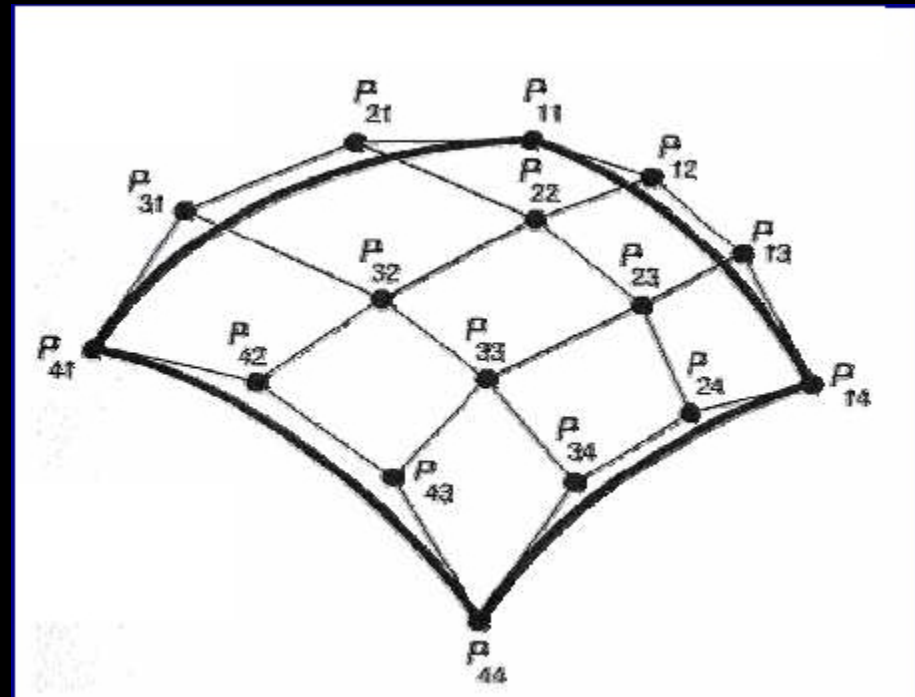
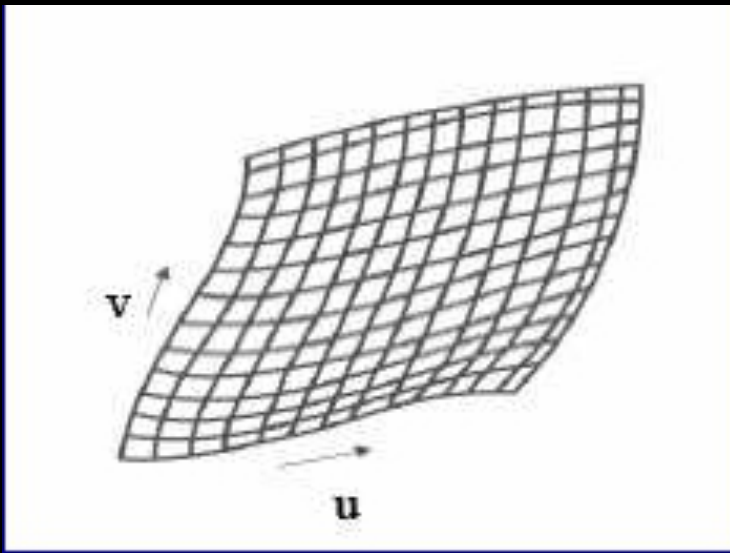
Parametric Surfaces

Implicit Surfaces

Parametric Surfaces

$$\rho(u,v) = [x(u,v), y(u,v), z(u,v)]$$

- e.g. plane, cylinder, bicubic surface, swept surface

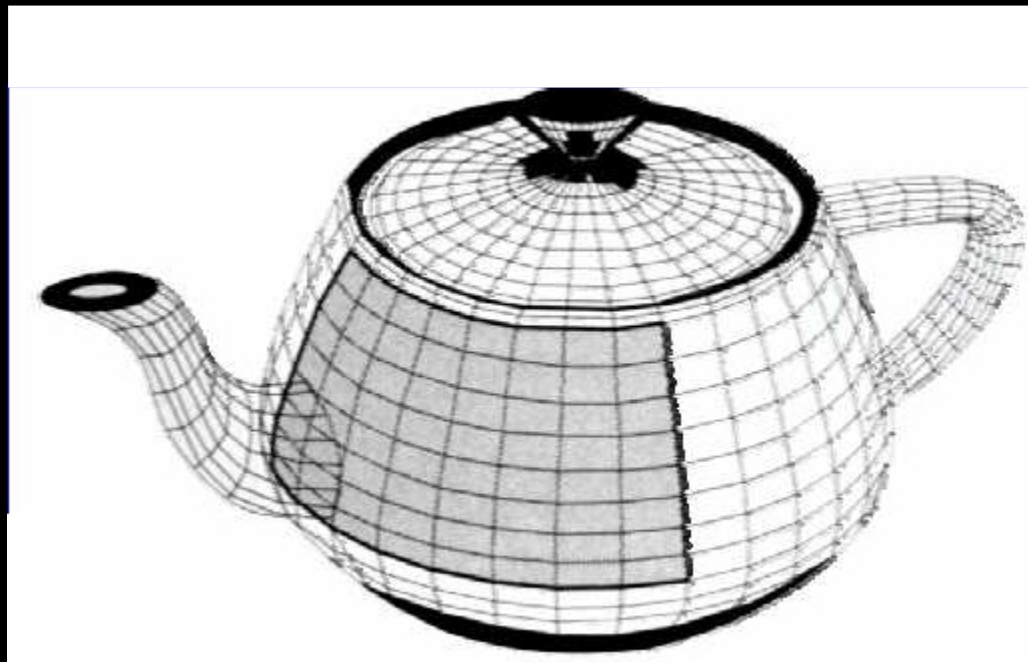


Bezier patch

Parametric Surfaces

$$p(u,v) = [x(u,v), y(u,v), z(u,v)]$$

- e.g. plane, cylinder, bicubic surface, swept surface



the Utah teapot

Parametric Surfaces

Why better than polygon meshes?

- Much more compact
- More convenient to control --- just edit control points
- Easy to construct from control points

What are the problems?

- Work well for smooth surfaces
- Must still split surfaces into discrete number of patches
- Rendering times are higher than for polygons
- Intersection test? Inside/outside test?

Shape Representations

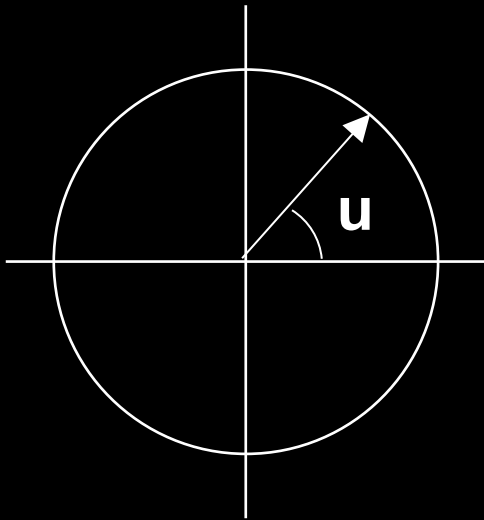
Polygon Meshes

Parametric Surfaces

Implicit Surfaces

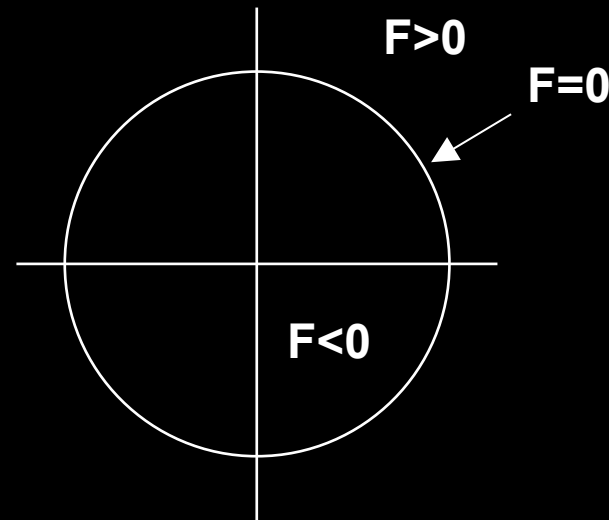
Two Ways to Define a Circle

Parametric



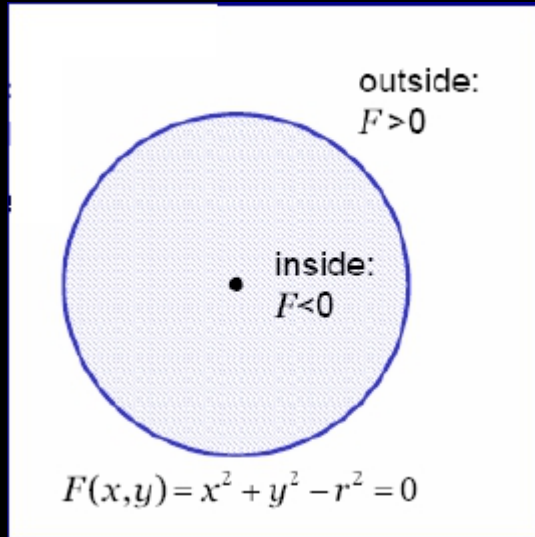
$$\begin{aligned}x &= f(u) = r \cos(u) \\y &= g(u) = r \sin(u)\end{aligned}$$

Implicit



$$F(x,y) = x^2 + y^2 - r^2$$

Implicit Surfaces

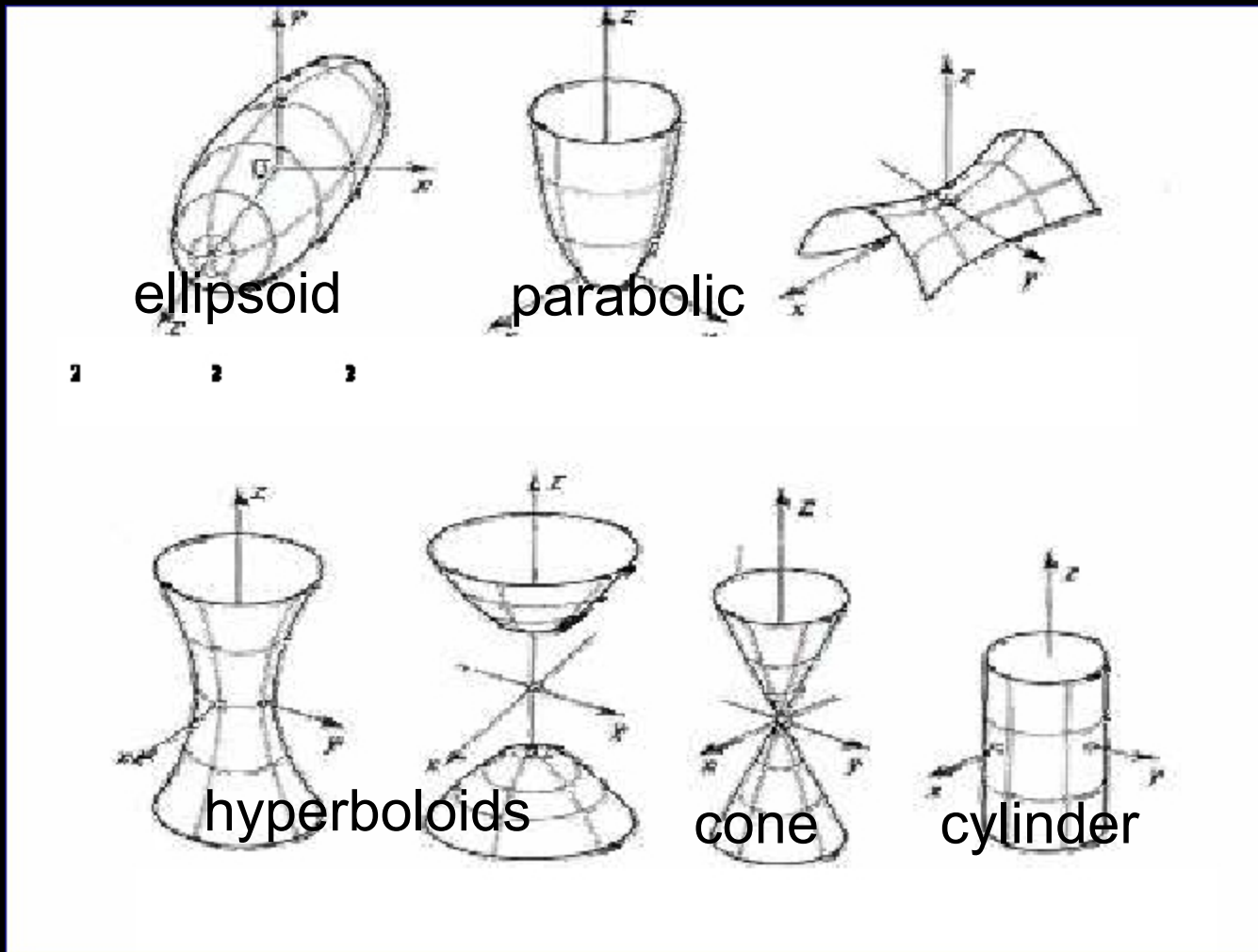


- well defined inside/outside
- polygons and parametric surfaces do not have this information
- Computing is hard:
implicit functions for a cube?
telephone?

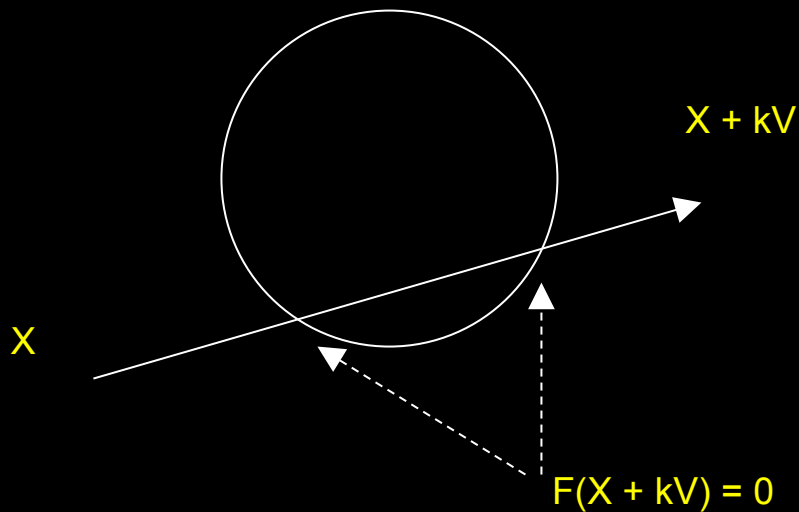
- Implicit surface: $F(x,y,z) = 0$
 - e.g. plane, sphere, cylinder, quadric, torus, blobby models
 - sphere with radius r : $F(x,y,z) = x^2 + y^2 + z^2 - r^2 = 0$
 - terrible for iterating over the surface
 - great for intersections, inside/outside test

Quadric Surfaces


$$F(x,y,z) = ax^2+by^2+cz^2+2fyz+2gzx+2hxy+2px+2qy+2rz+d = 0$$



What Implicit Functions are Good For



Ray - Surface Intersection Test



Inside/Outside Test

Surfaces from Implicit Functions

- Constant Value Surfaces are called (depending on whom you ask):
 - constant value surfaces
 - level sets
 - isosurfaces
- Nice Feature: you can add them! (and other tricks)
 - this merges the shapes
 - When you use this with spherical exponential potentials, it's called *Blobs*, *Metaballs*, or *Soft Objects*. Great for modeling animals.

Blobby Models



by Brian Wyvill, <http://www.cpsc.ucalgary.ca/~blob/>

How to draw implicit surfaces?

- It's easy to ray trace implicit surfaces
 - because of that easy intersection test
- Volume Rendering can display them
- Convert to polygons: the Marching Cubes algorithm
 - Divide space into cubes
 - Evaluate implicit function at each cube vertex
 - Do root finding or linear interpolation along each edge
 - Polygonize on a cube-by-cube basis

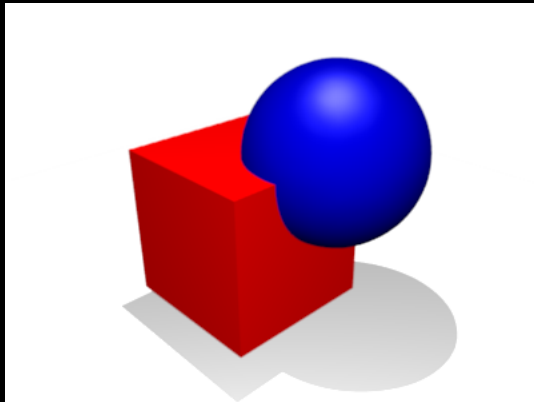
Constructive Solid Geometry (CSG)

- Generate complex shapes with basic building blocks
- Machine an object - saw parts off, drill holes, glue pieces together



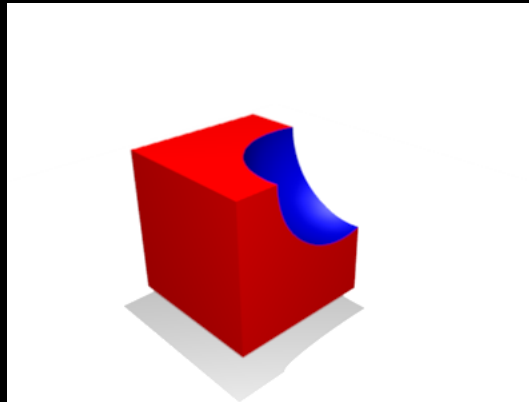
Constructive Solid Geometry (CSG)

union




the merger
of two objects
into one

difference



the subtraction
of one object
from another

intersection

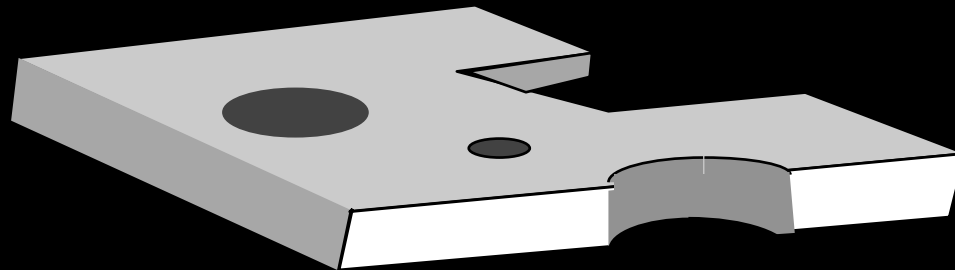


the portion
common to
both objects

Source: Wikipedia

Constructive Solid Geometry (CSG)

- Generate complex shapes with basic building blocks
- Machine an object - saw parts off, drill holes, glue pieces together
- This is sensible for objects that are actually made that way (human-made, particularly machined objects)



A CSG Train

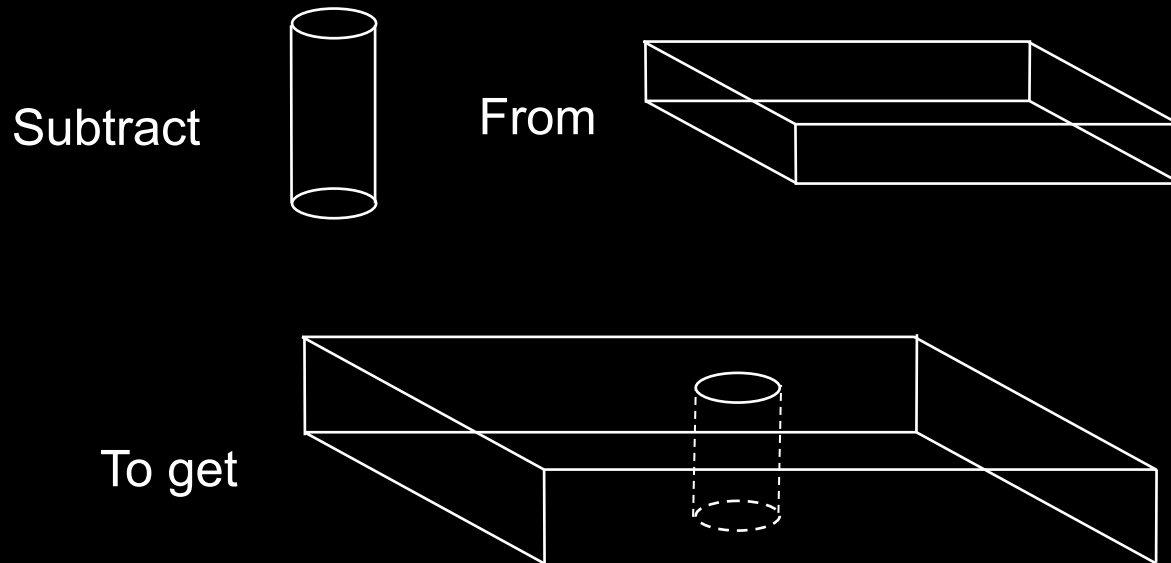


Brian Wyvill & students, Univ. of Calgary

Negative Objects

Use point-by-point boolean functions

- remove a volume by using a negative object
- e.g. drill a hole by subtracting a cylinder



$\text{Inside}(\text{BLOCK-CYL}) = \text{Inside}(\text{BLOCK}) \text{ And Not}(\text{Inside}(\text{CYL}))$

Set Operations

- UNION: $\text{Inside}(A) \parallel \text{Inside}(B)$
 - Join A and B

- INTERSECTION: $\text{Inside}(A) \ \&\& \ \text{Inside}(B)$
 - Chop off any part of A that sticks out of B

- SUBTRACTION: $\text{Inside}(A) \ \&\& \ (! \ \text{Inside}(B))$
 - Use B to Cut A

Examples:

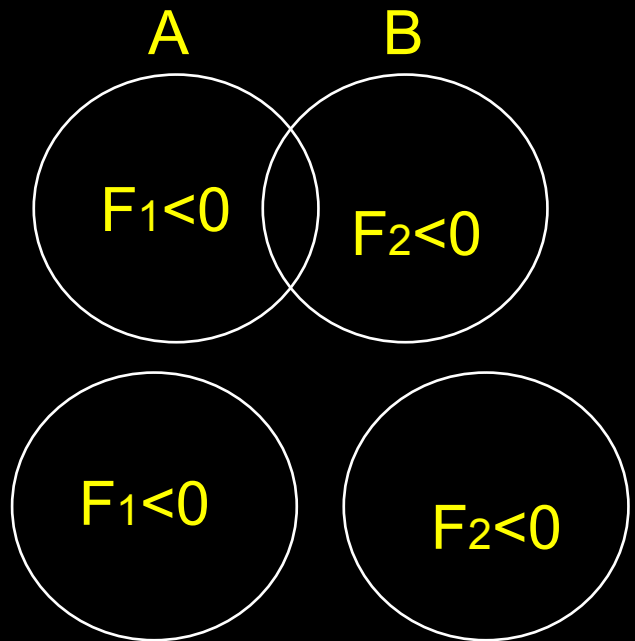
- Use cylinders to drill holes
- Use rectangular blocks to cut slots
- Use half-spaces to cut planar faces
- Use surfaces swept from curves as jigsaws, etc.

Implicit Functions for Booleans

- Recall the implicit function for a solid: $F(x,y,z) < 0$
- Boolean operations are replaced by arithmetic:
 - MAX replaces AND (intersection)
 - MIN replaces OR (union)
 - MINUS replaces NOT (unary subtraction)

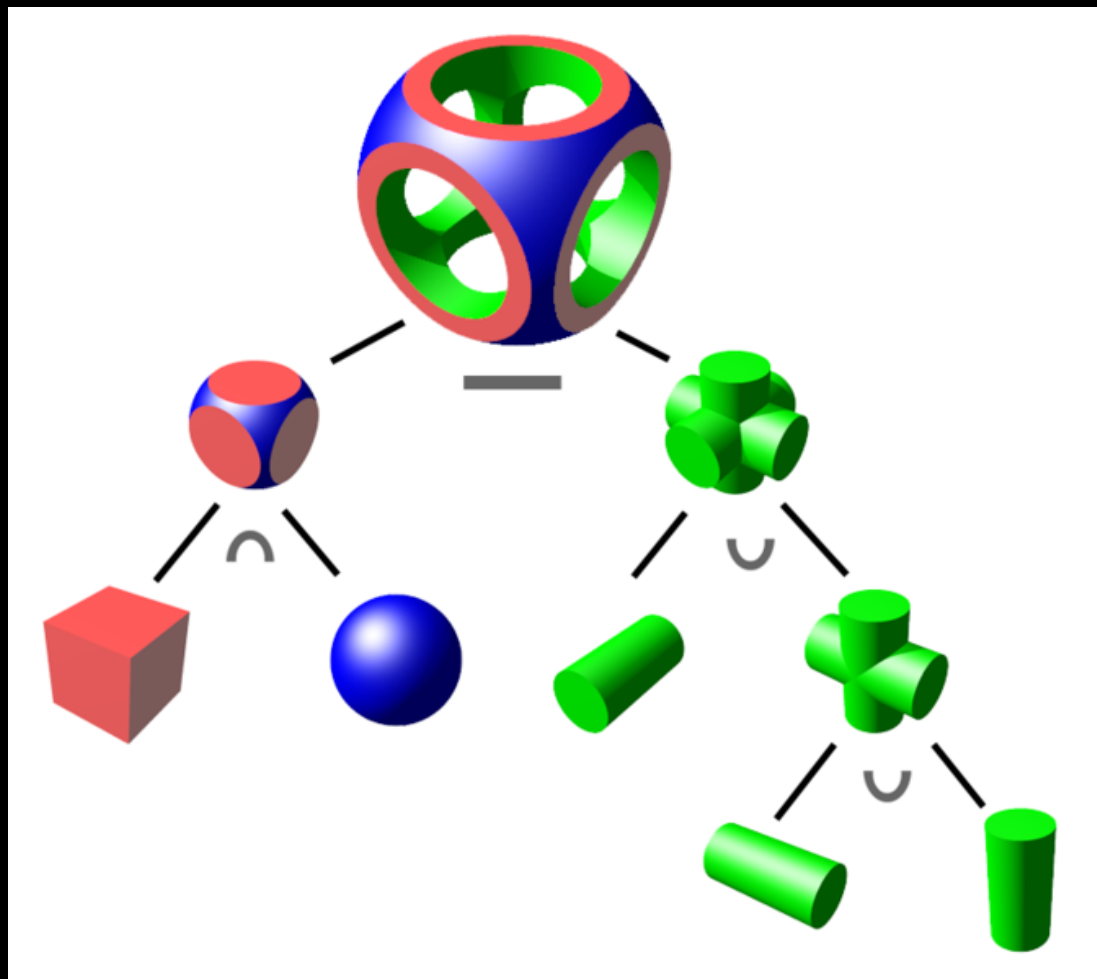
- Thus

- $F(\text{Intersect}(A,B)) = \text{MAX}(F(A), F(B))$
- $F(\text{Union}(A,B)) = \text{MIN}(F(A), F(B))$
- $F(\text{Subtract}(A,B)) = \text{MAX}(F(A), -F(B))$



CSG Trees

- Set operations yield tree-based representation



Implicit Surfaces

- Good for smoothly blending multiple components
- Clearly defined solid along with its boundary
- Intersection test and Inside/outside test are easy

- Need to polygonize to render --- expensive
- Interactive control is not easy
- Fitting to real world data is not easy
- Always smooth

Summary

- Polygonal Meshes
- Parametric Surfaces
- Implicit Surfaces
- Constructive Solid Geometry