

CSCI 420 Computer Graphics
Lecture 6

Viewing and Projection

Shear Transformation
Camera Positioning
Simple Parallel Projections
Simple Perspective Projections
[Angel, Ch. 4]

Jernej Barbic
University of Southern California

Reminder: Affine Transformations

- Given a point $[x \ y \ z]$, form homogeneous coordinates $[x \ y \ z \ 1]$.

$$\begin{bmatrix} x' \\ y' \\ z' \\ 1 \end{bmatrix} = \begin{bmatrix} m_{11} & m_{12} & m_{13} & m_{14} \\ m_{21} & m_{22} & m_{23} & m_{24} \\ m_{31} & m_{32} & m_{33} & m_{34} \\ m_{41} & m_{42} & m_{43} & m_{44} \end{bmatrix} \begin{bmatrix} x \\ y \\ z \\ 1 \end{bmatrix}$$

- The transformed point is $[x' \ y' \ z']$.

Transformation Matrices in OpenGL

- Transformation matrices in OpenGL are vectors of 16 values (**column-major** matrices)

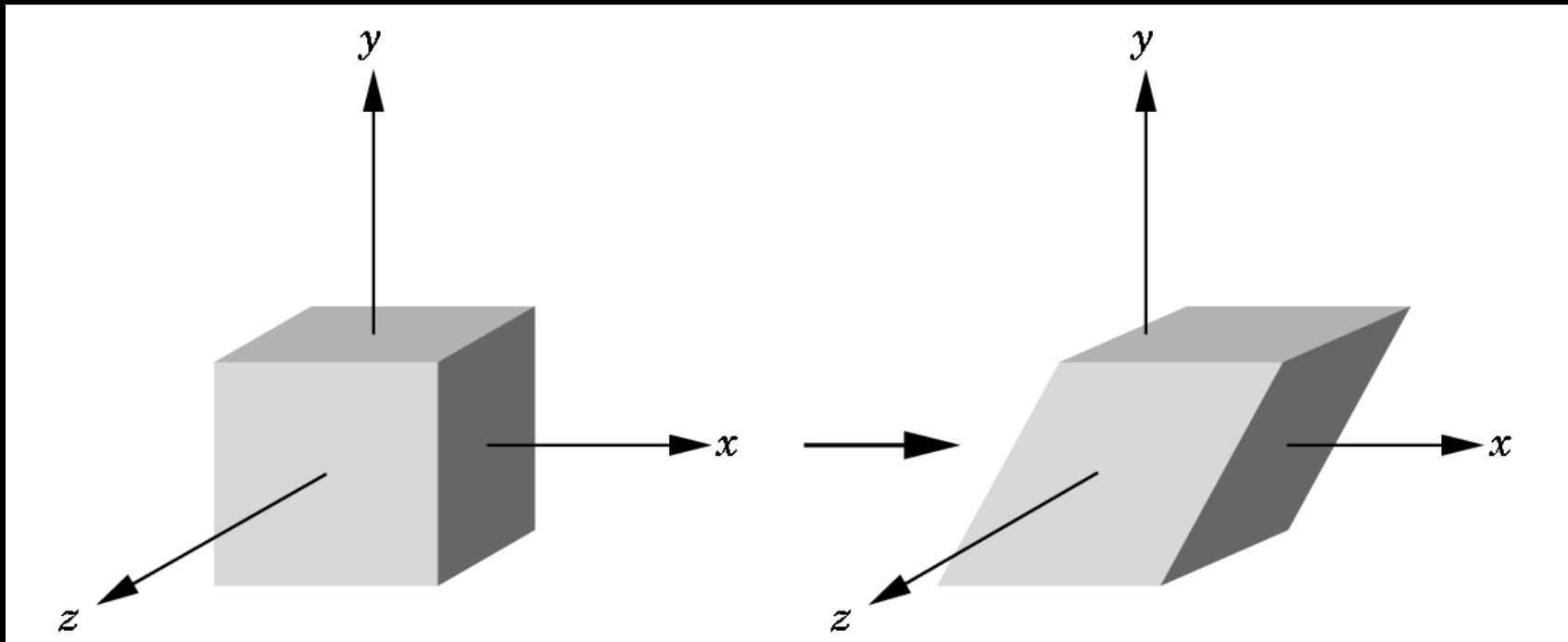
$m = \{m_1, m_2, \dots, m_{16}\}$ represents

$$\begin{bmatrix} m_1 & m_5 & m_9 & m_{13} \\ m_2 & m_6 & m_{10} & m_{14} \\ m_3 & m_7 & m_{11} & m_{15} \\ m_4 & m_8 & m_{12} & m_{16} \end{bmatrix}$$

- Some books transpose all matrices!

Shear Transformations

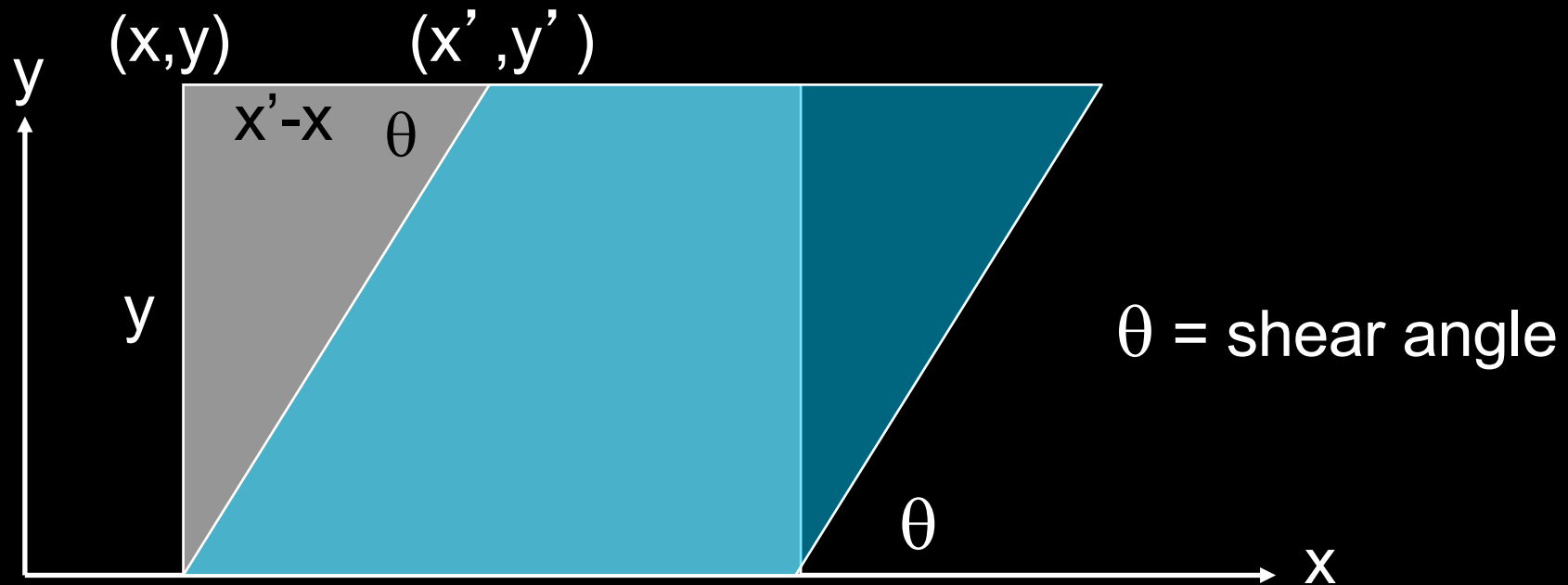
- x-shear scales x proportional to y
- Leaves y and z values fixed



Specification via Shear Angle

- $\cot(\theta) = (x' - x) / y$
- $x' = x + y \cot(\theta)$
- $y' = y$
- $z' = z$

$$H_x(\theta) = \begin{bmatrix} 1 & \cot(\theta) & 0 & 0 \\ 0 & 1 & 0 & 0 \\ 0 & 0 & 1 & 0 \\ 0 & 0 & 0 & 1 \end{bmatrix}$$



Specification via Ratios

- For example, shear in both x and z direction
- Leave y fixed
- Slope α for x-shear, γ for z-shear

- Solve

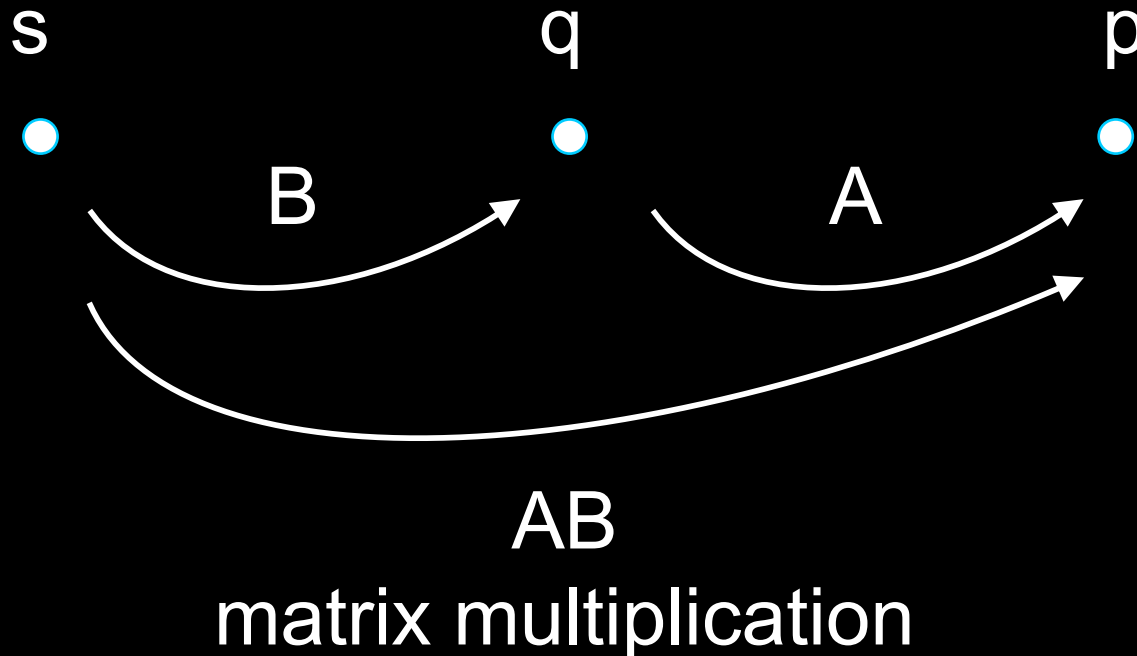
$$H_{x,z}(\alpha, \gamma) \begin{bmatrix} x \\ y \\ z \\ 1 \end{bmatrix} = \begin{bmatrix} x + \alpha y \\ y \\ z + \gamma y \\ 1 \end{bmatrix}$$

- Yields

$$H_{x,z}(\alpha, \gamma) = \begin{bmatrix} 1 & \alpha & 0 & 0 \\ 0 & 1 & 0 & 0 \\ 0 & \gamma & 1 & 0 \\ 0 & 0 & 0 & 1 \end{bmatrix}$$

Composing Transformations

- Let $p = A q$, and $q = B s$.
- Then $p = (A B) s$.



Composing Transformations

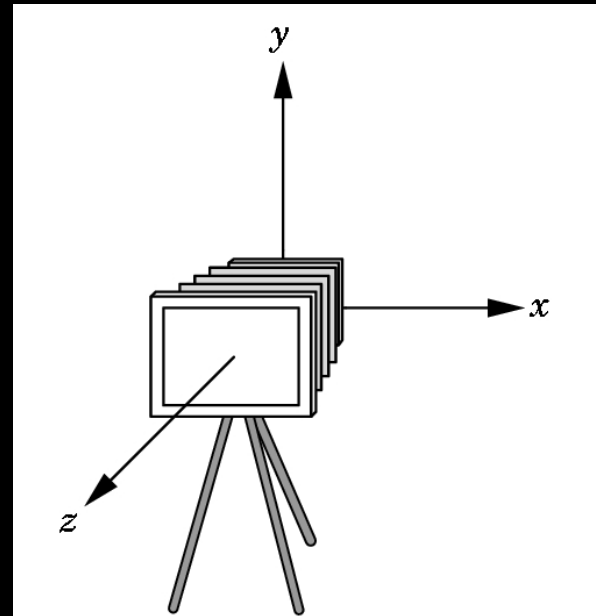
- Fact: Every affine transformation is a composition of rotations, scalings, and translations
- So, how do we compose these to form an x-shear?
- Exercise!

Outline

- Shear Transformation
- **Camera Positioning**
- Simple Parallel Projections
- Simple Perspective Projections

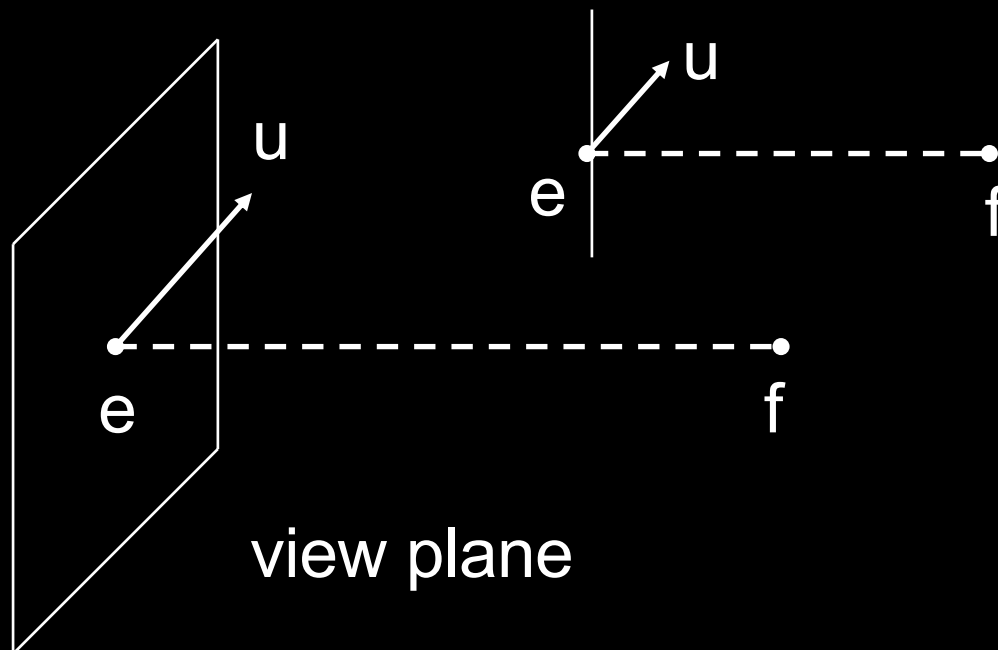
Transform Camera = Transform Scene

- Camera position is identified with a frame
- Either move and rotate the objects
- Or move and rotate the camera
- Initially, camera at origin, pointing in negative z-direction



The Look-At Function

- Convenient way to position camera
- `OpenGLMatrix::LookAt(ex, ey, ez, fx, fy, fz, ux, uy, uz); // core profile`
- `gluLookAt(ex, ey, ez, fx, fy, fz, ux, uy, uz); // compatibility profile`
- e = eye point
- f = focus point
- u = up vector



OpenGL code (camera positioning)

```
void display()
{
    glClear (GL_COLOR_BUFFER_BIT|GL_DEPTH_BUFFER_BIT);
    openGLMatrix.SetMatrixMode(OpenGLMatrix::ModelView);
    openGLMatrix.LoadIdentity();
    openGLMatrix.LookAt(ex, ey, ez, fx, fy, fz, ux, uy, uz);

    openGLMatrix.Translate(x, y, z); // transform the object
    ...
    float m[16]; // column-major
    openGLMatrix.GetMatrix(m); // fill "m" with the matrix entries
    glUniformMatrix4fv(h_modelViewMatrix, 1, GL_FALSE, m);
    renderBunny();
    glutSwapBuffers();
}
```

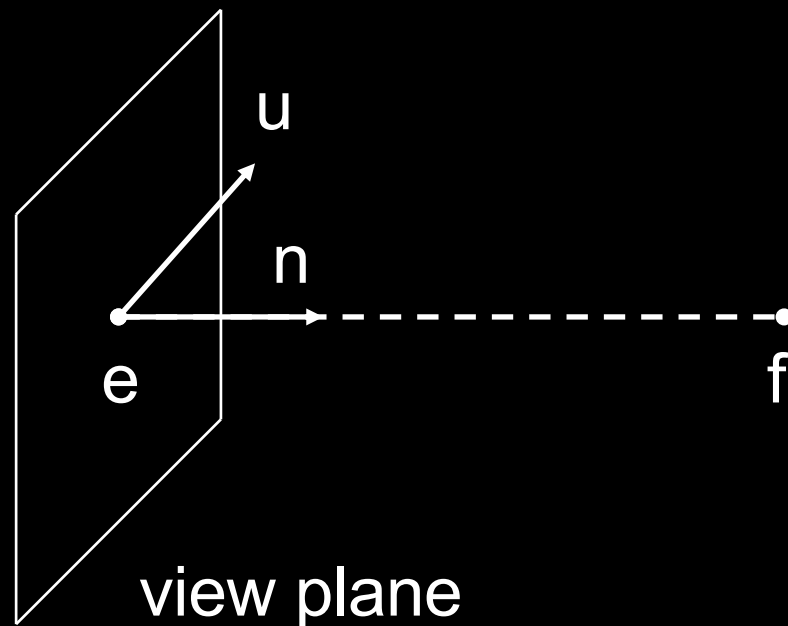
Implementing the Look-At Function

Plan:

1. Transform world frame to camera frame
 - Compose a rotation R with translation T
 - $W = T R$
2. Invert W to obtain viewing transformation V
 - $V = W^{-1} = (T R)^{-1} = R^{-1} T^{-1}$
 - Derive R , then T , then $R^{-1} T^{-1}$

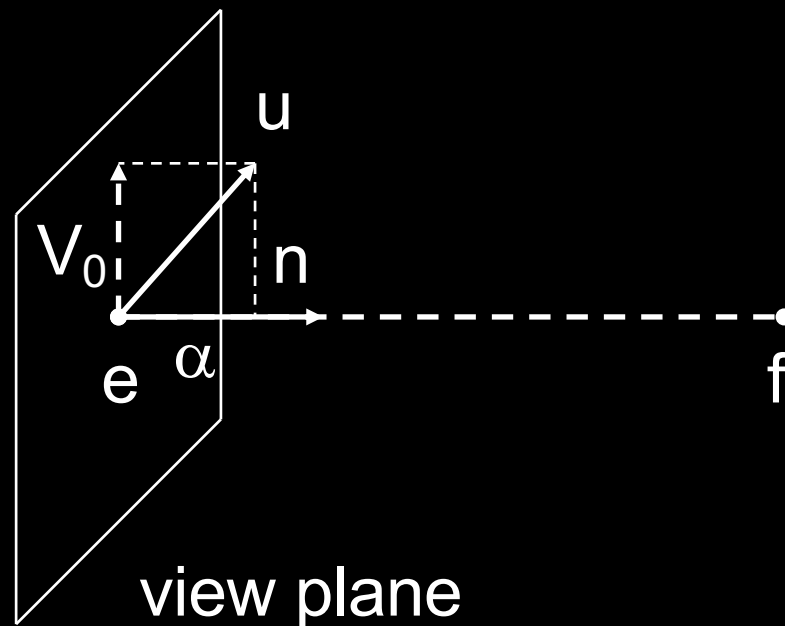
World Frame to Camera Frame I

- Camera points in negative z direction
- $n = (f - e) / |f - e|$ is unit normal to view plane
- Therefore, R maps $[0 \ 0 \ -1]^T$ to $[n_x \ n_y \ n_z]^T$



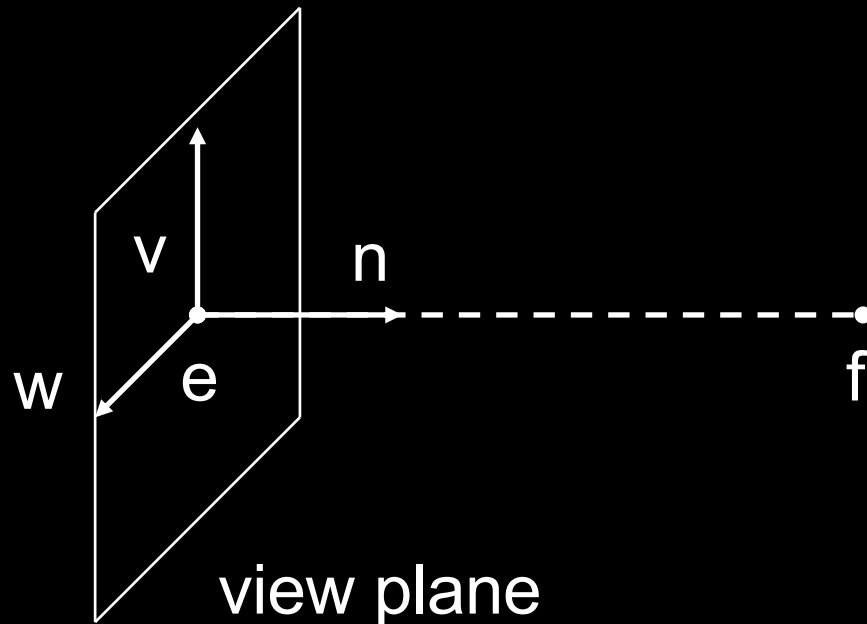
World Frame to Camera Frame II

- R maps $[0, 1, 0]^T$ to projection of u onto view plane
- This projection v equals:
 - $\alpha = (u \cdot n) / |n| = u \cdot n$
 - $v_0 = u - \alpha n$
 - $v = v_0 / |v_0|$



World Frame to Camera Frame III

- Set w to be orthogonal to n and v
- $w = n \times v$
- $(w, v, -n)$ is right-handed



Summary of Rotation

- $\text{gluLookAt}(e_x, e_y, e_z, f_x, f_y, f_z, u_x, u_y, u_z);$
- $n = (f - e) / |f - e|$
- $v = (u - (u \cdot n) n) / |u - (u \cdot n) n|$
- $w = n \times v$
- Rotation must map:
 - $(1,0,0)$ to w
 - $(0,1,0)$ to v
 - $(0,0,-1)$ to n

$$\begin{bmatrix} w_x & v_x & -n_x & 0 \\ w_y & v_y & -n_y & 0 \\ w_z & v_z & -n_z & 0 \\ 0 & 0 & 0 & 1 \end{bmatrix}$$

World Frame to Camera Frame IV

- Translation of origin to $e = [e_x \ e_y \ e_z \ 1]^T$

$$T = \begin{bmatrix} 1 & 0 & 0 & e_x \\ 0 & 1 & 0 & e_y \\ 0 & 0 & 1 & e_z \\ 0 & 0 & 0 & 1 \end{bmatrix}$$

World Frame to Camera Frame

- $V = W^{-1} = (T R)^{-1} = R^{-1} T^{-1}$
- R is rotation, so $R^{-1} = R^T$

$$R^{-1} = \begin{bmatrix} w_x & w_y & w_z & 0 \\ v_x & v_y & v_z & 0 \\ -n_x & -n_y & -n_z & 0 \\ 0 & 0 & 0 & 1 \end{bmatrix}$$

- T is translation, so T^{-1} negates displacement

$$T^{-1} = \begin{bmatrix} 1 & 0 & 0 & -e_x \\ 0 & 1 & 0 & -e_y \\ 0 & 0 & 1 & -e_z \\ 0 & 0 & 0 & 1 \end{bmatrix}$$

Putting it Together

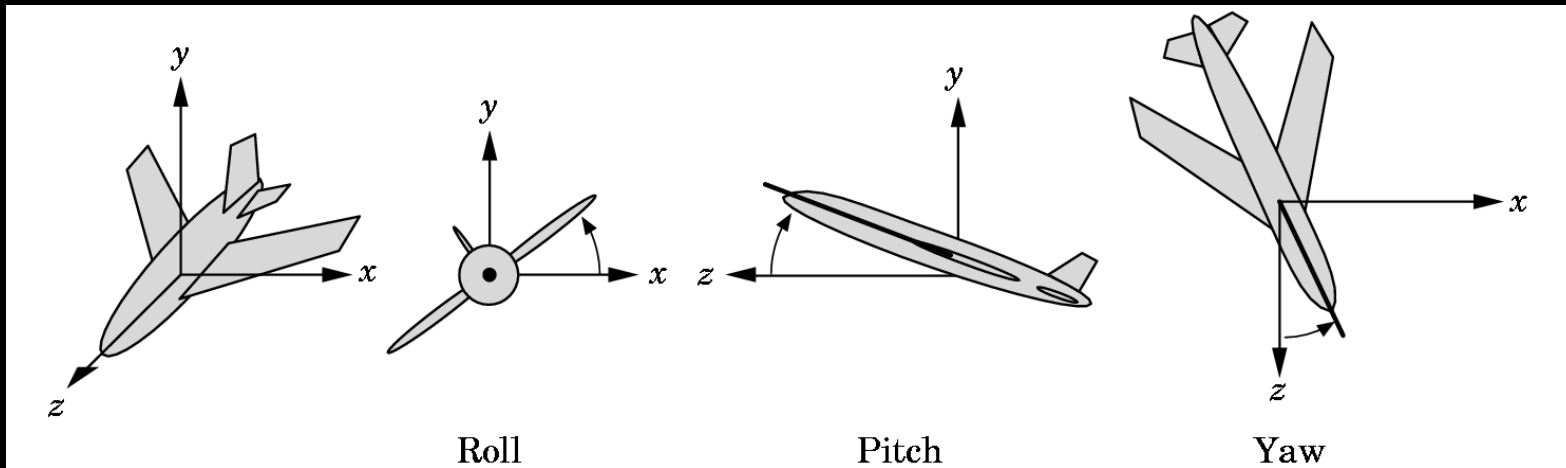
- Calculate $V = R^{-1} T^{-1}$

$$V = \begin{bmatrix} w_x & w_y & w_z & -w_x e_x - w_y e_y - w_z e_z \\ v_x & v_y & v_z & -v_x e_x - v_y e_y - v_z e_z \\ -n_x & -n_y & -n_z & n_x e_x + n_y e_y + n_z e_z \\ 0 & 0 & 0 & 1 \end{bmatrix}$$

- This is different from book [Angel, Ch. 5.3.2]
- There, u, v, n are right-handed (here: $u, v, -n$)

Other Viewing Functions

- Roll (about z), pitch (about x), yaw (about y)



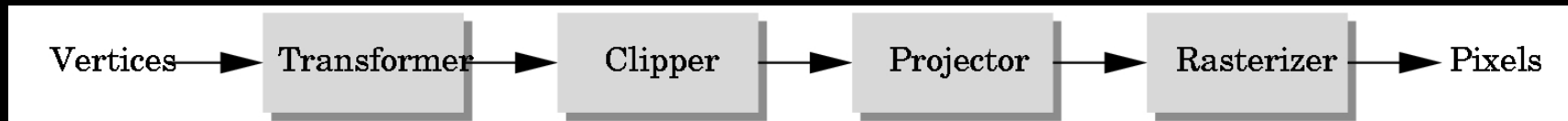
- Assignment 2 poses a related problem

Outline

- Shear Transformation
- Camera Positioning
- **Simple Parallel Projections**
- Simple Perspective Projections

Projection Matrices

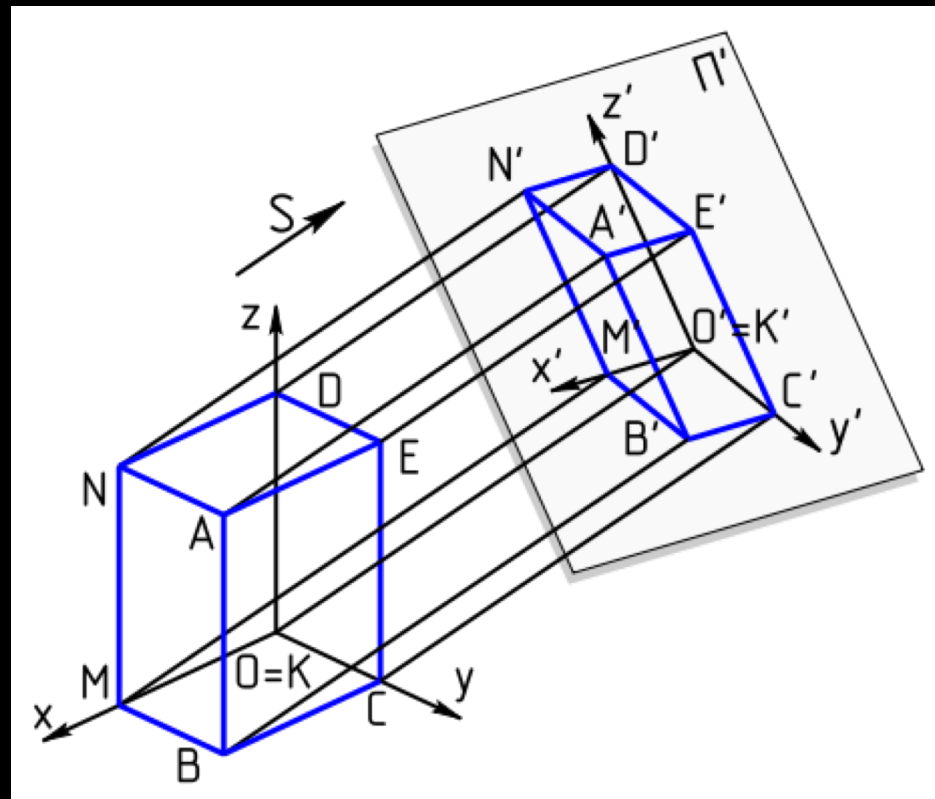
- Recall geometric pipeline



- Projection takes 3D to 2D
- Projections are not invertible
- Projections are described by a 4x4 matrix
- Homogenous coordinates crucial
- **Parallel** and **perspective** projections

Parallel Projection

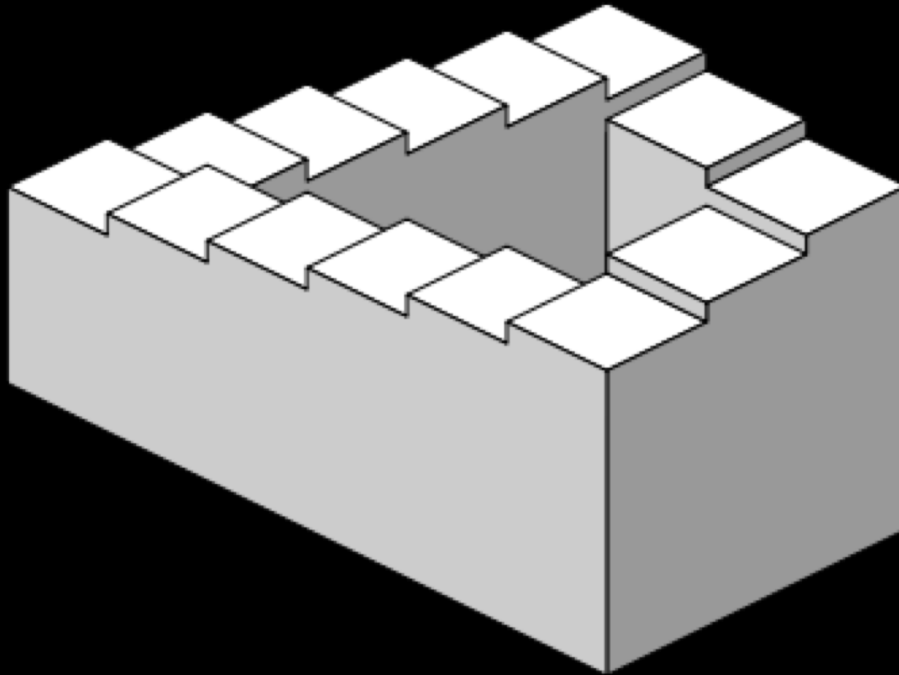
- Project 3D object to 2D via parallel lines
- The lines are not necessarily orthogonal to projection plane



source: Wikipedia

Parallel Projection

- Problem: objects far away do not appear smaller
- Can lead to “impossible objects” :

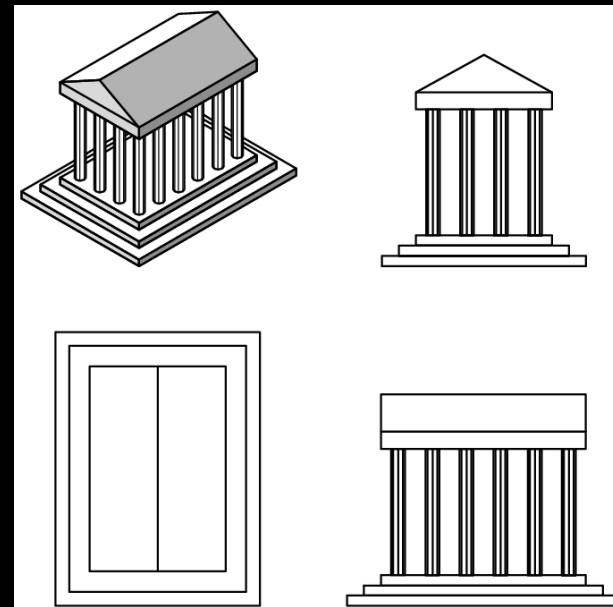
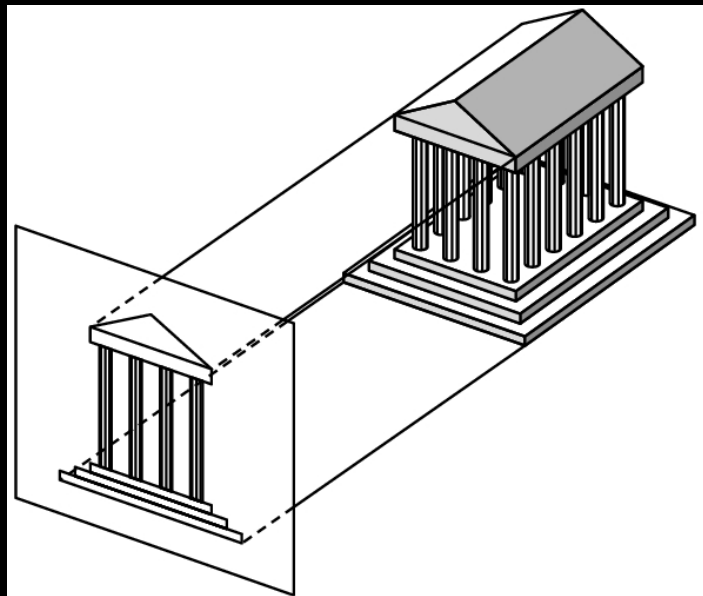


Penrose stairs

source: Wikipedia

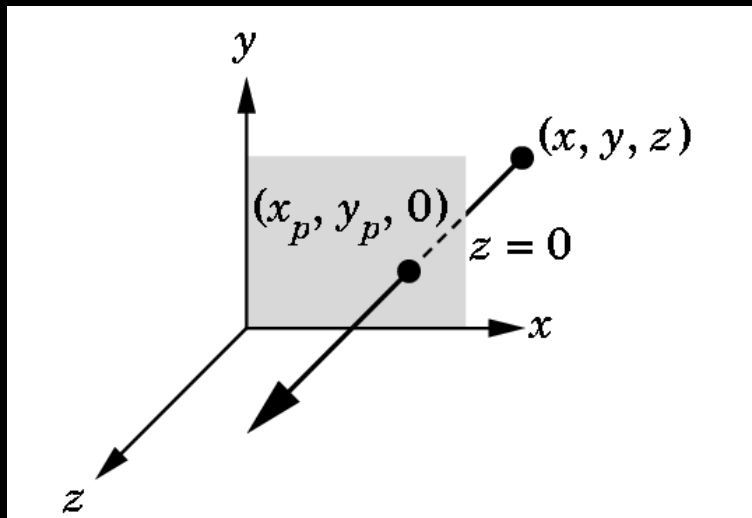
Orthographic Projection

- A special kind of parallel projection: projectors perpendicular to projection plane
- Simple, but not realistic
- Used in blueprints (multiview projections)



Orthographic Projection Matrix

- Project onto $z = 0$
- $x_p = x, y_p = y, z_p = 0$
- In homogenous coordinates



$$\begin{bmatrix} x_p \\ y_p \\ z_p \\ 1 \end{bmatrix} = \begin{bmatrix} 1 & 0 & 0 & 0 \\ 0 & 1 & 0 & 0 \\ 0 & 0 & 0 & 0 \\ 0 & 0 & 0 & 1 \end{bmatrix} \begin{bmatrix} x \\ y \\ z \\ 1 \end{bmatrix}$$

Perspective

- Perspective characterized by foreshortening
- More distant objects appear smaller
- Parallel lines appear to converge
- Rudimentary perspective in cave drawings:




Lascaux, France

source: Wikipedia

Discovery of Perspective


- Foundation in geometry (Euclid)



Mural from
Pompeii, Italy

Middle Ages

- Art in the service of religion
- Perspective abandoned or forgotten



Ottonian manuscript,
ca. 1000

Renaissance

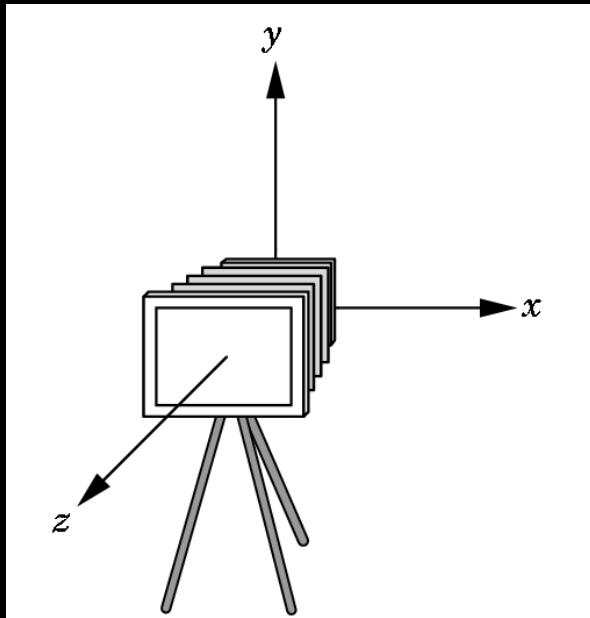
- Rediscovery, systematic study of perspective



Filippo Brunelleschi
Florence, 1415

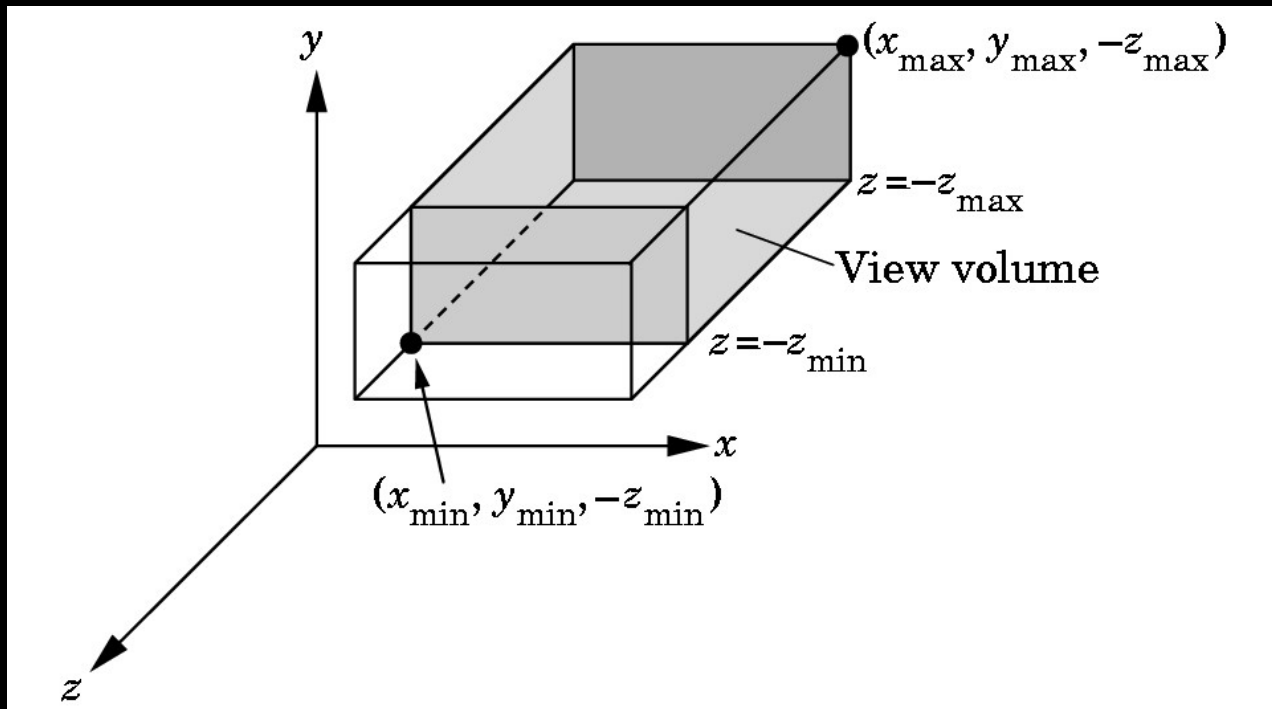
Projection (Viewing) in OpenGL

- Remember: camera is pointing in the negative z direction



Orthographic Viewing in OpenGL (compatibility profile)

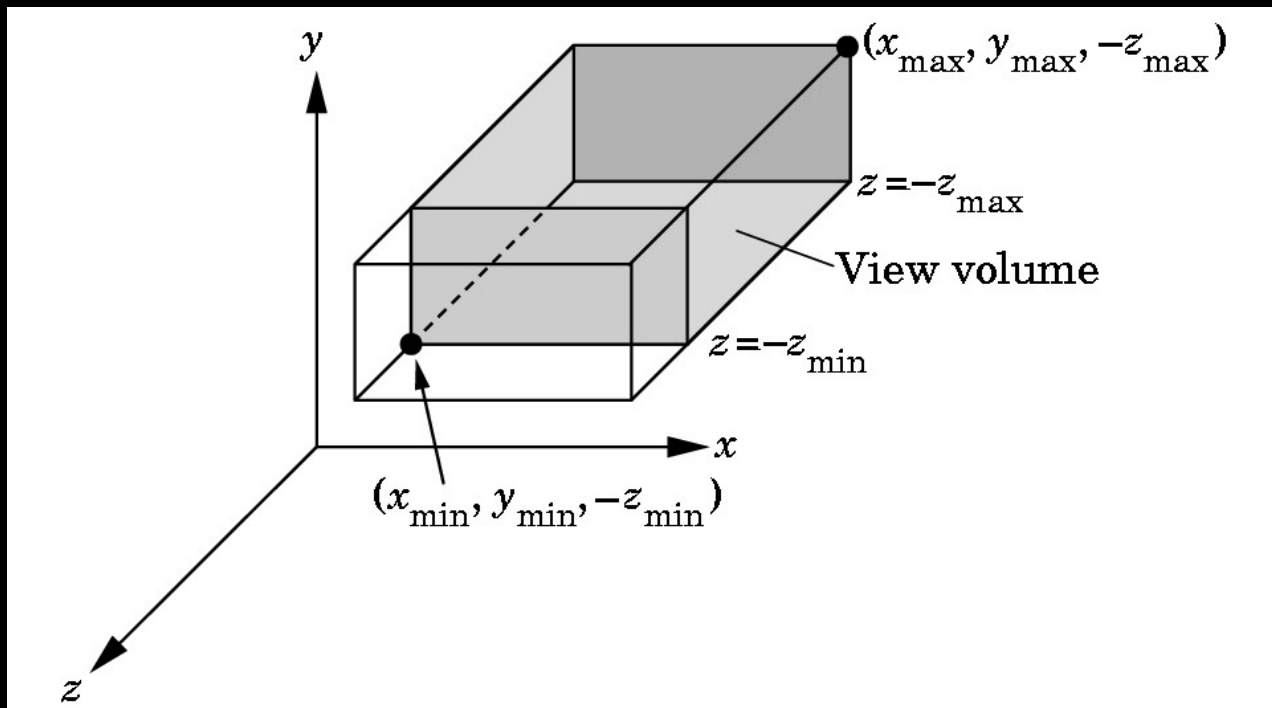
- `glOrtho(xmin, xmax, ymin, ymax, near, far)`



$z_{\min} = \text{near}, z_{\max} = \text{far}$

Orthographic Viewing in OpenGL (core profile)

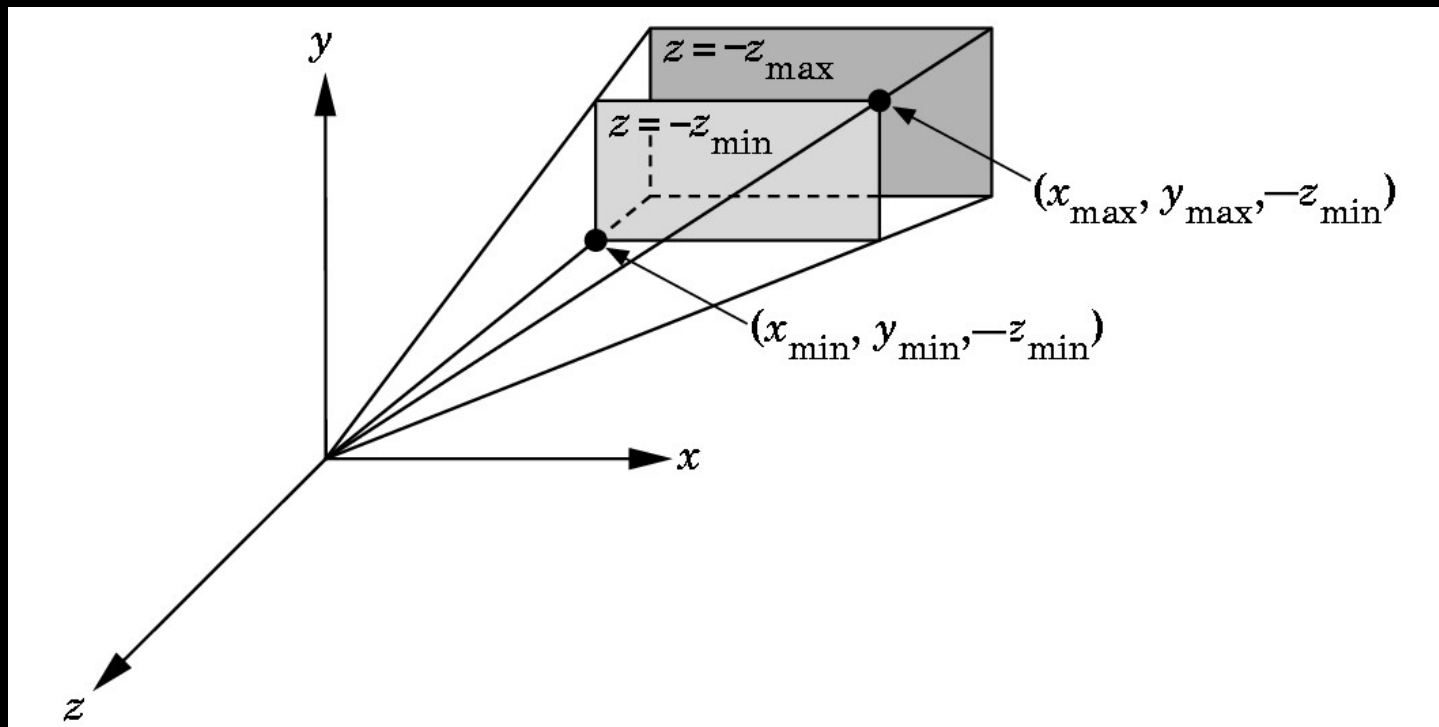
- `OpenGLMatrix::Ortho(xmin, xmax, ymin, ymax, near, far)`



$z_{\min} = \text{near}, z_{\max} = \text{far}$

Perspective Viewing in OpenGL

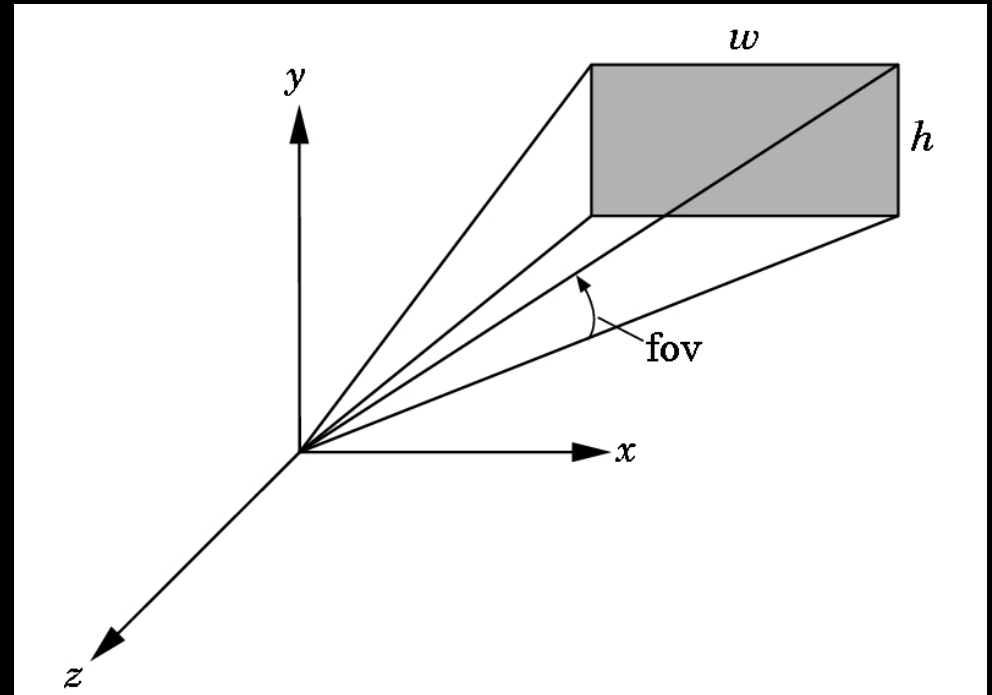
- Two interfaces: glFrustum and gluPerspective
- {OpenGLMatrix::, gl}Frustum(
xmin, xmax, ymin, ymax, near, far);



$z_{\min} = \text{near}, z_{\max} = \text{far}$

Field of View Interface

- `{OpenGLMatrix::, glu}Perspective(fovy, aspectRatio, near, far);`
- near and far as before
- `aspectRatio = w / h`
- Fovy specifies field of view as height (y) angle



OpenGL code (reshape)

```
void reshape(int x, int y)
{
    glViewport(0, 0, x, y);

    openGLMatrix.SetMatrixMode(OpenGLMatrix::Projection);
    openGLMatrix.LoadIdentity();
    openGLMatrix.Perspective(60.0, 1.0 * x / y, 0.01, 10.0);
    openGLMatrix.SetMatrixMode(OpenGLMatrix::ModelView);
}
```

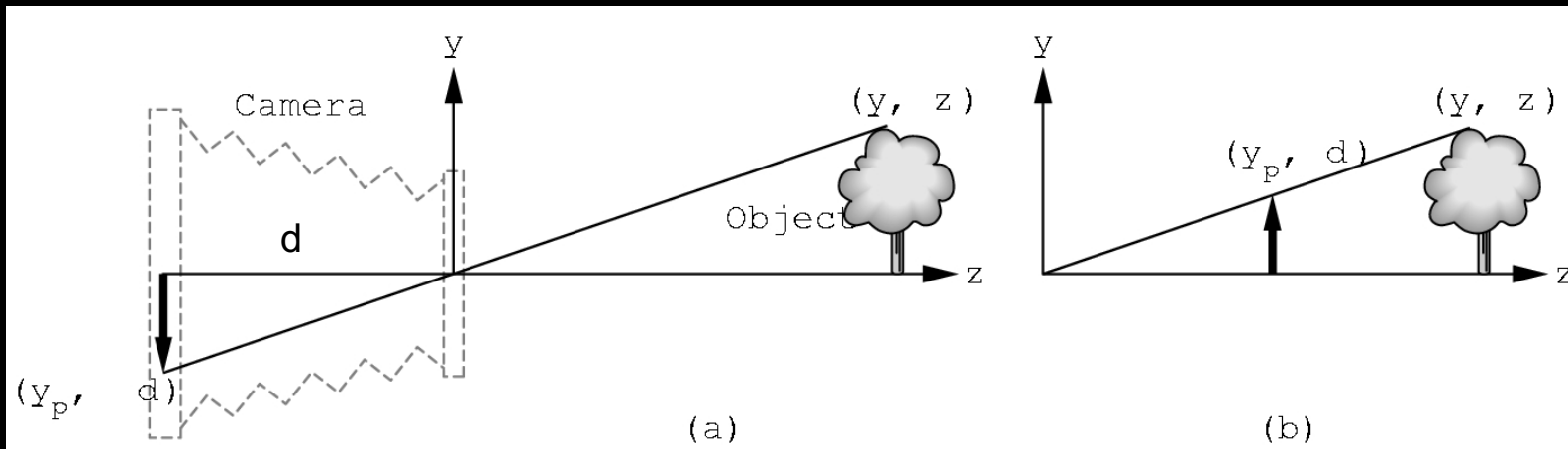
OpenGL code

```
void displayFunc()
{
    ...

    openGLMatrix.SetMatrixMode(OpenGLMatrix::Projection);
    float p[16]; // column-major
    openGLMatrix.GetMatrix(p);
    const GLboolean isRowMajor = false;
    glUniformMatrix4fv(h_projectionMatrix, 1, isRowMajor, p);
    ...

    renderBunny();
    glutSwapBuffers();
}
```

Perspective Viewing Mathematically



- d = focal length
- $y/z = y_p/d$ so $y_p = y/(z/d) = y d / z$
- Note that y_p is **non-linear** in the depth z !

Exploiting the 4th Dimension

- Perspective projection is not affine:

$$M \begin{bmatrix} x \\ y \\ z \\ 1 \end{bmatrix} = \begin{bmatrix} \frac{x}{z/d} \\ \frac{y}{z/d} \\ d \\ 1 \end{bmatrix} \quad \text{has no solution for } M$$

- Idea: exploit homogeneous coordinates

$$p = w \begin{bmatrix} x \\ y \\ z \\ 1 \end{bmatrix} \quad \text{for arbitrary } w \neq 0$$

Perspective Projection Matrix

- Use multiple of point

$$(z/d) \begin{bmatrix} \frac{x}{z/d} \\ \frac{y}{z/d} \\ d \\ 1 \end{bmatrix} = \begin{bmatrix} x \\ y \\ z \\ \frac{z}{d} \end{bmatrix}$$

- Solve

$$M \begin{bmatrix} x \\ y \\ z \\ 1 \end{bmatrix} = \begin{bmatrix} x \\ y \\ z \\ \frac{z}{d} \end{bmatrix} \quad \text{with} \quad M = \begin{bmatrix} 1 & 0 & 0 & 0 \\ 0 & 1 & 0 & 0 \\ 0 & 0 & 1 & 0 \\ 0 & 0 & \frac{1}{d} & 0 \end{bmatrix}$$

Projection Algorithm

Input: 3D point (x,y,z) to project

1. Form $[x \ y \ z \ 1]^T$
2. Multiply M with $[x \ y \ z \ 1]^T$; obtaining $[X \ Y \ Z \ W]^T$
3. Perform **perspective division:**
 $X / W, Y / W, Z / W$

Output: $(X / W, Y / W, Z / W)$

(last coordinate will be d)

Perspective Division

- Normalize $[x \ y \ z \ w]^T$ to $[(x/w) \ (y/w) \ (z/w) \ 1]^T$
- Perform perspective division after projection



- Projection in OpenGL is more complex (includes clipping)