

## Quaternions and Rotations

Jernej Barbic  
University of Southern California

1

## Rotations

- Very important in computer animation and robotics
- Joint angles, rigid body orientations, camera parameters
- 2D or 3D

2

## Rotations in Three Dimensions

- Orthogonal matrices:

$$RR^T = R^T R = I$$
$$\det(R) = 1$$

$$R = \begin{bmatrix} R_{11} & R_{12} & R_{13} \\ R_{21} & R_{22} & R_{23} \\ R_{31} & R_{32} & R_{33} \end{bmatrix}$$

3

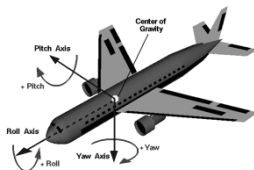
## Representing Rotations in 3D

- Rotations in 3D have essentially three parameters
- Axis + angle (2 DOFs + 1DOFs)
  - How to represent the axis?  
Longitude / latitude have singularities
- 3x3 matrix
  - 9 entries (redundant)

4

## Representing Rotations in 3D

- Euler angles
  - roll, pitch, yaw
  - no redundancy (good)
  - gimbal lock singularities



Source: Wikipedia

- Quaternions
  - generally considered the “best” representation
  - redundant (4 values), but only by one DOF (not severe)
  - stable interpolations of rotations possible

5

## Euler Angles

1. Yaw  
rotate around y-axis
2. Pitch  
rotate around (rotated) x-axis
3. Roll  
rotate around (rotated) y-axis

Source: Wikipedia

6

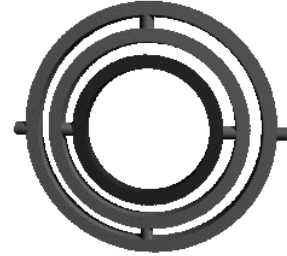
## Gimbal Lock

When all three gimbals are lined up (in the same plane), the system can only move in two dimensions from this configuration, not three, and is in *gimbal lock*.

Source: Wikipedia  
7

## Gimbal Lock

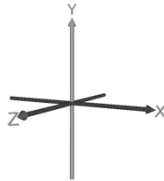
When all three gimbals are lined up (in the same plane), the system can only move in two dimensions from this configuration, not three, and is in *gimbal lock*.



Source: Wikipedia  
8

## Choice of rotation axis sequence for Euler Angles

- 12 choices:  
 XYX, XYZ, XZX, XZY,  
 YXY, YXZ, YZX, YZY,  
 ZXY, ZXZ, ZYX, ZYZ

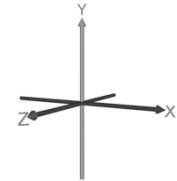


- Each choice can use static axes, or rotated axes, so we have a total of 24 Euler Angle versions!

9

## Example: XYZ Euler Angles

- First rotate around X by angle  $\theta_1$ , then around Y by angle  $\theta_2$ , then around Z by angle  $\theta_3$ .



- Used in CMU Motion Capture Database AMC files

- Rotation matrix is:

$$R = \begin{bmatrix} \cos(\theta_3) & -\sin(\theta_3) & 0 \\ \sin(\theta_3) & \cos(\theta_3) & 0 \\ 0 & 0 & 1 \end{bmatrix} \begin{bmatrix} \cos(\theta_2) & 0 & \sin(\theta_2) \\ 0 & 1 & 0 \\ -\sin(\theta_2) & 0 & \cos(\theta_2) \end{bmatrix} \begin{bmatrix} 1 & 0 & 0 \\ 0 & \cos(\theta_1) & -\sin(\theta_1) \\ 0 & \sin(\theta_1) & \cos(\theta_1) \end{bmatrix}$$

10

## Outline

- Rotations
- Quaternions
- Quaternion Interpolation

11

## Quaternions

- Generalization of complex numbers
- Three imaginary numbers:  $i, j, k$

$$\begin{aligned} i^2 &= -1, j^2 = -1, k^2 = -1, \\ ij &= k, jk = i, ki = j, ji = -k, kj = -i, ik = -j \end{aligned}$$


- $q = s + x i + y j + z k$ ,  $s, x, y, z$  are scalars

12

## Quaternions

- Invented by Hamilton in 1843 in Dublin, Ireland

- Here as he walked by on the 16th of October 1843 Sir William Rowan Hamilton in a flash of genius discovered the fundamental formula for quaternion multiplication



Source: Wikipedia

$$i^2 = j^2 = k^2 = ijk = -1$$

& cut it on a stone of this bridge.

13

## Quaternions

- Quaternions are **not** commutative!

$$q_1 q_2 \neq q_2 q_1$$

- However, the following hold:

$$(q_1 q_2) q_3 = q_1 (q_2 q_3)$$

$$(q_1 + q_2) q_3 = q_1 q_3 + q_2 q_3$$

$$q_1 (q_2 + q_3) = q_1 q_2 + q_1 q_3$$

$$\alpha (q_1 + q_2) = \alpha q_1 + \alpha q_2 \quad (\alpha \text{ is scalar})$$

$$(\alpha q_1) q_2 = \alpha (q_1 q_2) = q_1 (\alpha q_2) \quad (\alpha \text{ is scalar})$$

- I.e., all usual manipulations are valid, except cannot reverse multiplication order.

14

## Quaternions

- Exercise: multiply two quaternions

$$(2 - i + j + 3k) (-1 + i + 4j - 2k) = \dots$$

15

## Quaternion Properties

- $q = s + x i + y j + z k$

- Norm:  $|q|^2 = s^2 + x^2 + y^2 + z^2$

- Conjugate quaternion:  $\bar{q} = s - x i - y j - z k$

- Inverse quaternion:  $q^{-1} = \bar{q} / |q|^2$

- Unit quaternion:  $|q| = 1$

- Inverse of unit quaternion:  $q^{-1} = \bar{q}$

16

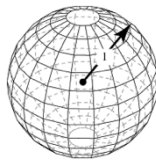
## Quaternions and Rotations

- Rotations are represented by **unit** quaternions

- $q = s + x i + y j + z k$

$$s^2 + x^2 + y^2 + z^2 = 1$$

- Unit quaternion sphere (unit sphere in 4D)



Source: Wolfram Research

unit sphere in 4D

17

## Rotations to Unit Quaternions

- Let (unit) rotation axis be  $[u_x, u_y, u_z]$ , and angle  $\theta$

- Corresponding quaternion is

$$q = \cos(\theta/2) + \sin(\theta/2) u_x i + \sin(\theta/2) u_y j + \sin(\theta/2) u_z k$$

- Composition of rotations  $q_1$  and  $q_2$  equals  $q = q_2 q_1$

- 3D rotations do not commute!

18

## Unit Quaternions to Rotations

- Let  $v$  be a (3-dim) vector and let  $q$  be a unit quaternion
- Then, the corresponding rotation transforms vector  $v$  to  $q v q^{-1}$   
( $v$  is a quaternion with scalar part equaling 0, and vector part equaling  $v$ )

For  $q = a + b i + c j + d k$

$$R = \begin{pmatrix} a^2 + b^2 - c^2 - d^2 & 2bc - 2ad & 2bd + 2ac \\ 2bc + 2ad & a^2 - b^2 + c^2 - d^2 & 2cd - 2ab \\ 2bd - 2ac & 2cd + 2ab & a^2 - b^2 - c^2 + d^2 \end{pmatrix}$$

19

## Quaternions

- Quaternions  $q$  and  $-q$  give the same rotation!
- Other than this, the relationship between rotations and quaternions is unique

20

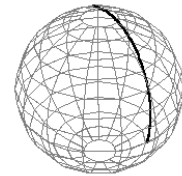
## Outline

- Rotations
- Quaternions
- Quaternion Interpolation

21

## Quaternion Interpolation

- Better results than Euler angles
- A quaternion is a point on the 4-D unit sphere
- Interpolating rotations corresponds to curves on the 4-D sphere



Source: Wolfram Research

22

## Spherical Linear Interpolation (SLERPing)

- Interpolate along the great circle on the 4-D unit sphere
- Move with constant angular velocity along the great circle between the two points
- Any rotation is given by two quaternions, so there are two SLERP choices; pick the shortest



23

## SLERP

$$\text{Slerp}(q_1, q_2, u) = \frac{\sin((1-u)\theta)}{\sin(\theta)} q_1 + \frac{\sin(u\theta)}{\sin(\theta)} q_2$$

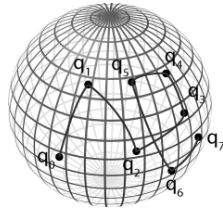
$$\begin{aligned} \cos(\theta) &= q_1 \cdot q_2 = \\ &= s_1 s_2 + x_1 x_2 + y_1 y_2 + z_1 z_2 \end{aligned}$$

- $u$  varies from 0 to 1
- $q_m = s_m + x_m i + y_m j + z_m k$ , for  $m = 1, 2$
- The above formula does not produce a unit quaternion and must be normalized; replace  $q$  by  $q / |q|$

24

### Interpolating more than two rotations

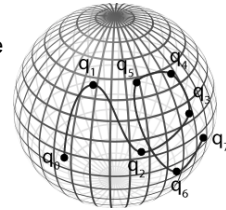
- Simplest approach: connect consecutive quaternions using SLERP
- Continuous rotations
- Angular velocity not smooth at the joints



25

### Interpolation with smooth velocities

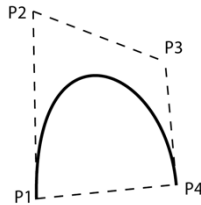
- Use splines on the unit quaternion sphere
- Reference: Ken Shoemake in the SIGGRAPH '85 proceedings (Computer Graphics, V. 19, No. 3, P. 245)



26

### Bezier Spline

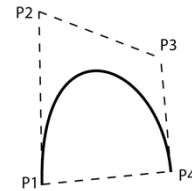
- Four control points
  - points P1 and P4 are on the curve
  - points P2 and P3 are off the curve; they give curve tangents at beginning and end



27

### Bezier Spline

- $p(0) = P1, p(1) = P4,$
- $p'(0) = 3(P2 - P1)$
- $p'(1) = 3(P4 - P3)$
- Convex Hull property: curve contained within the convex hull of control points
- Scale factor "3" is chosen to make "velocity" approximately constant



28

### The Bezier Spline Formula

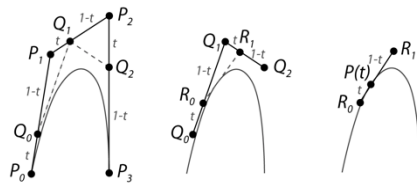
$$[x \ y \ z] = [u^3 \ u^2 \ u \ 1] \begin{bmatrix} -1 & 3 & -3 & 1 \\ 3 & -6 & 3 & 0 \\ -3 & 3 & 0 & 0 \\ 1 & 0 & 0 & 0 \end{bmatrix} \begin{bmatrix} x_1 & y_1 & z_1 \\ x_2 & y_2 & z_2 \\ x_3 & y_3 & z_3 \\ x_4 & y_4 & z_4 \end{bmatrix}$$

Bezier basis                      Bezier control matrix

- $[x,y,z]$  is point on spline corresponding to  $u$
- $u$  varies from 0 to 1
- $P1 = [x_1 \ y_1 \ z_1]$        $P2 = [x_2 \ y_2 \ z_2]$
- $P3 = [x_3 \ y_3 \ z_3]$        $P4 = [x_4 \ y_4 \ z_4]$

29

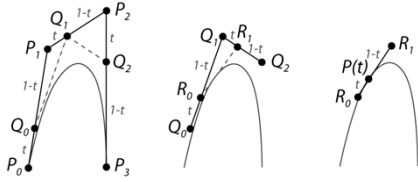
### DeCasteljau Construction



Efficient algorithm to evaluate Bezier splines. Similar to Horner rule for polynomials. Can be extended to interpolations of 3D rotations.

30

### DeCasteljau on Quaternion Sphere



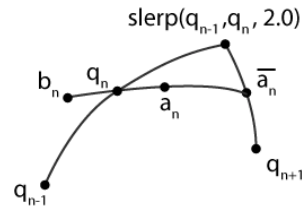
Given  $t$ , apply DeCasteljau construction:

$$\begin{aligned} Q_0 &= \text{Slerp}(P_0, P_1, t) & Q_1 &= \text{Slerp}(P_1, P_2, t) \\ Q_2 &= \text{Slerp}(P_2, P_3, t) & R_0 &= \text{Slerp}(Q_0, Q_1, t) \\ R_1 &= \text{Slerp}(Q_1, Q_2, t) & P(t) &= \text{Slerp}(R_0, R_1, t) \end{aligned}$$

31

### Bezier Control Points for Quaternions

- Given quaternions  $q_{n-1}, q_n, q_{n+1}$ , form:
  - $\bar{a}_n = \text{Slerp}(\text{Slerp}(q_{n-1}, q_n, 2.0), q_{n+1}, 0.5)$
  - $a_n = \text{Slerp}(q_n, \bar{a}_n, 1.0 / 3)$
  - $b_n = \text{Slerp}(q_n, \bar{a}_n, -1.0 / 3)$



32

### Interpolating Many Rotations on Quaternion Sphere

- Given quaternions  $q_1, \dots, q_N$ , form Bezier spline control points (previous slide)
- Spline 1:  $q_1, a_1, b_2, q_2$
- Spline 2:  $q_2, a_2, b_3, q_3$  etc.
- Need  $a_1$  and  $b_N$ ; can set
  - $a_1 = \text{Slerp}(q_1, \text{Slerp}(q_3, q_2, 2.0), 1.0 / 3)$
  - $b_N = \text{Slerp}(q_N, \text{Slerp}(q_{N-2}, q_{N-1}, 2.0), 1.0 / 3)$
- To evaluate a spline at any  $t$ , use DeCasteljau construction

33